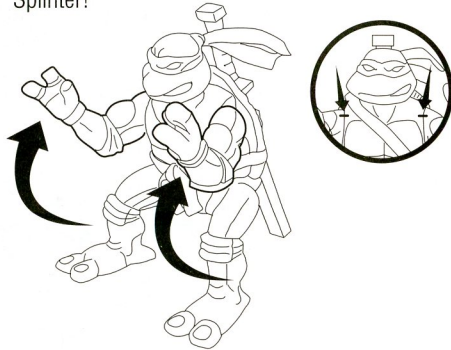


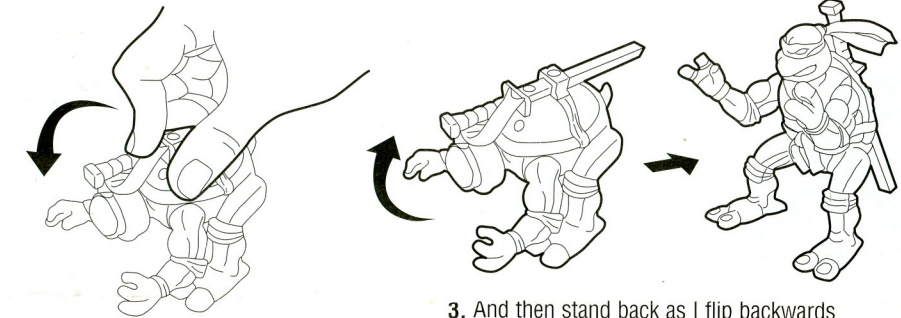
# TEENAGE MUTANT NINJA TURTLES®

## NINJA ACTION LEONARDO®

Banzai! Ninja Action Leonardo at your service! Please follow these instructions in order to help me flip back and land on my feet, ready for any attack! Then learn how to help me break down a brick wall in order to save Master Splinter!




1. First, line up both my arms and shoulders with their small yellow lines.

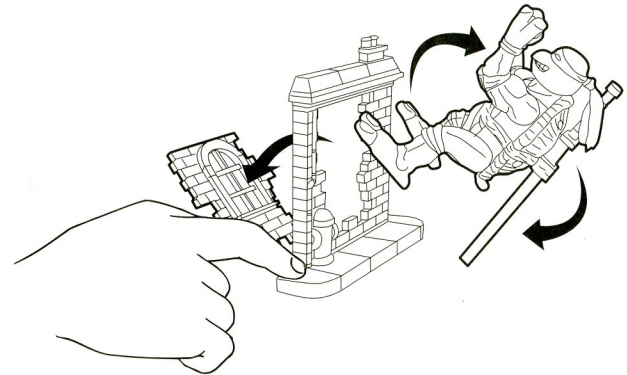


2. Now bend me forward at the waist so that my hands nearly touch the ground.

3. And then stand back as I flip backwards and over, as I land on my feet, ready for anything!



4. Next up is my most important Ninja Action mission - breaking through a brick wall in order to save Master Splinter! Please assemble the two-piece wall upright and set it upright!



5. Position me just as you did in steps 1 and 2. Then place me close to the brick wall, facing it. Hold the base of the wall and watch me break through the bricks with my feet!

Age 4 and up

**Playmates®** ASST. NO. 53150  
STOCK NO. 53151

Teenage Mutant Ninja Turtles® © 2002 Mirage Studios, Inc. Teenage Mutant Ninja Turtles®, Leonardo®, Michelangelo®, Donatello®, Raphael®, Splinter®, Shredder®, and April O'Neil® are registered trademarks of Mirage Studios, Inc. All Rights Reserved. PRINTED IN CHINA.

**⚠ WARNING: CHOKING HAZARD**  
Small parts. Not for Children under 3 years.