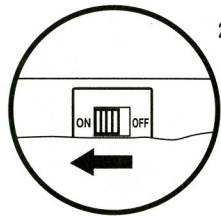
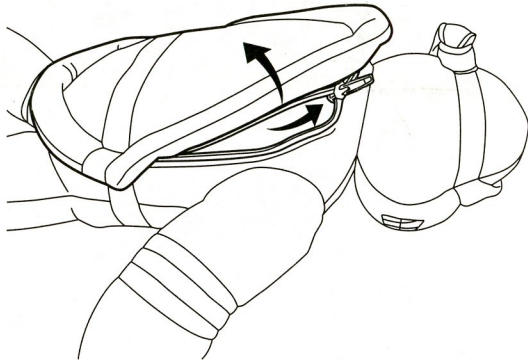




## NINJATRONIC FIGURES INSTRUCTIONS


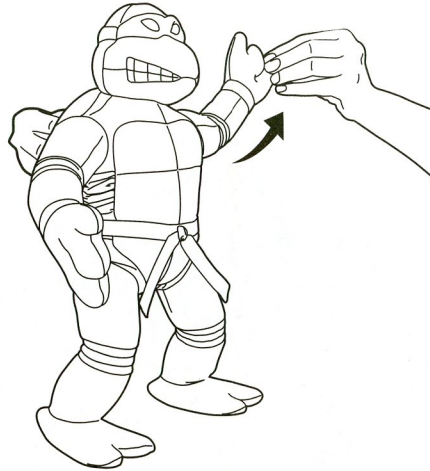
HAI-YAAAAA! Are you ready to do some kung-fu fighting? Ninjatronic Teenage Mutant Ninja Turtle-style? Awesome! All you have to do is follow these instructions in order to go Ninjatronic on evil-doers everywhere! Your Ninjatronic sound effects are sure to scare 'em off every time!

1. First, turn your Ninjatronic figure over and unzip the zipper located along the right side of the back shell.



2. Locate the power switch and move switch to "on" position. Then zip the zipper closed. You are now ready to dish out Ninja Turtle sound effects and battle cries!

3. There are two TMNT sound effect motions that you can make with your Ninjatronic figure! One with the left arm, the other with the right leg!
4. Lift or move your figure's left arm and/or right leg in any direction and hold it as long as you want in order to hear the "ninja warning" sound effect!
5. Once you release the left arm and/or right leg you'll hear the full Ninjatronic battle cry and weapon's sound effects!



6. When not using your Ninjatronic figure it is best to follow Master Splinter's advice: "A wise ninja saves his energy until it is needed for battle." You can do the same for your Ninjatronic figure by turning its power switch to the "off" position when not in use! Banzai!

### To replace batteries:

- 1). Remove screw from battery cover and remove battery cover door.
- 2). Replace batteries with three new "AA" batteries.
- 3). Replace cover and replace screw.

### Battery Regulations:

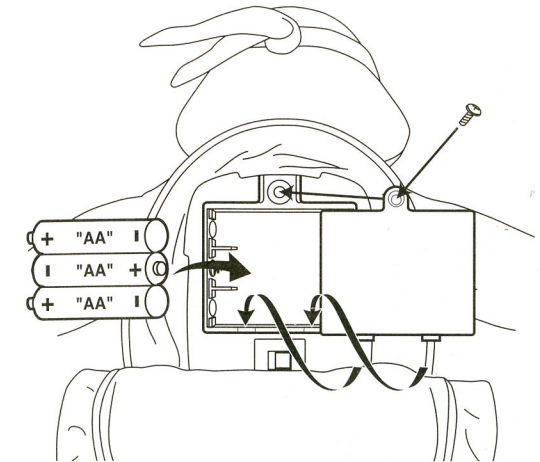
- do not mix old and new batteries,
- do not mix alkaline, standard (carbon-zinc), or rechargeable (nickel-cadmium) batteries.

This device complies with Part 15 of the FCC Rules. Operation is subject to the following two conditions: (1) this device may not cause harmful interference, and (2) this device must accept any interference received, including interference that may cause undesired operation

To Reset: Slide the switch to "Off" position.

### Battery Instructions:

- do not use rechargeable batteries;
- non-rechargeable batteries are not to be recharged;
- different types of batteries or new and used batteries are not to be mixed;
- only batteries of the same or equivalent type as recommended are to be used;
- batteries are to be inserted with the correct polarity;
- exhausted batteries are to be removed from the toy;
- the supply terminals are not to be short-circuited.



Ages 4 and up

**Playmates®**

Asst. No. 54230

Stock No. 54231/54232/54233/54234

Teenage Mutant Ninja Turtles® © 2004 Mirage Studios, Inc. Teenage Mutant Ninja Turtles®, Leonardo®, Michelangelo®, Donatello®, Raphael®, Splinter®, Shredder®, and April O'Neil® are registered trademarks of Mirage Studios, Inc. All Rights Reserved. PRINTED IN CHINA.