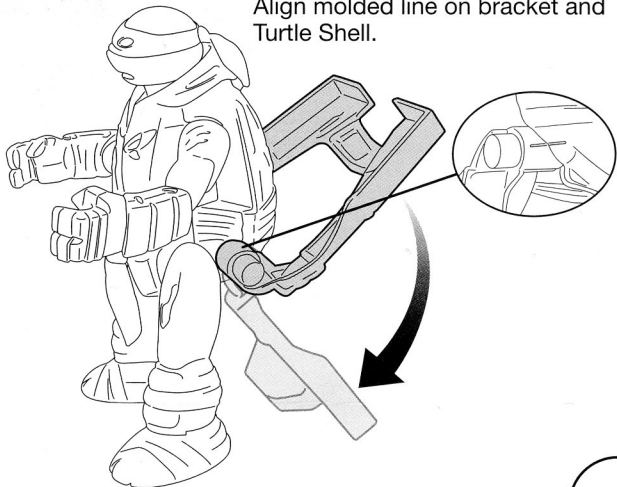


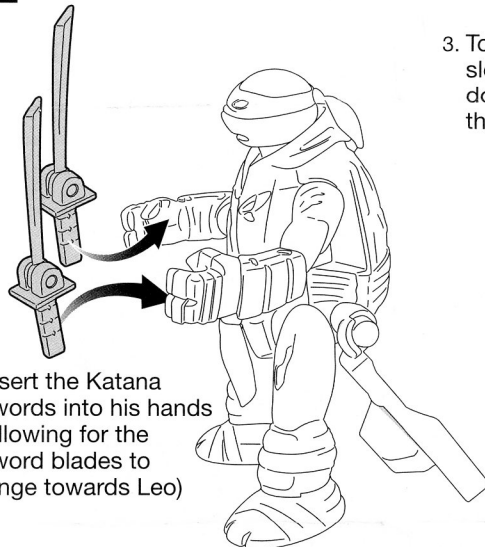
**nickelodeon™**  
**TEENAGE MUTANT NINJA**  
**TURTLES™**

**THROW N' BATTLE**  
**LEONARDO**


1. After removing Leonardo from package – Reset the support by moving the support bracket down. Align molded line on bracket and Turtle Shell.



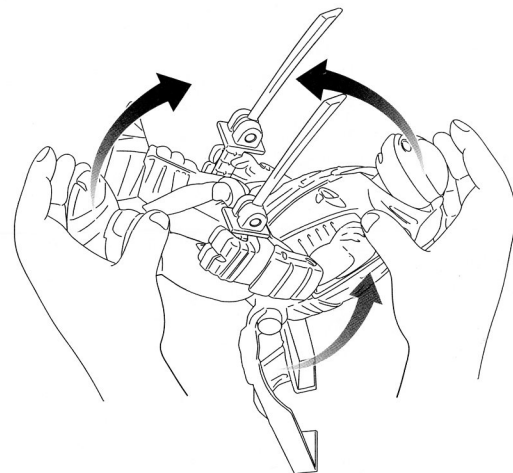
2. Insert the Katana swords into his hands (allowing for the sword blades to hinge towards Leo)



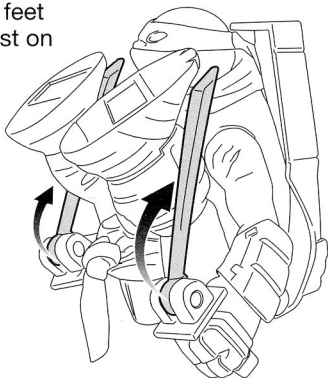
3. To Set to Stealth Mode – slowly pull the arms down and hold them down.



4. Pull the feet up towards the head (note the support bracket will also fold in) until it locks into place




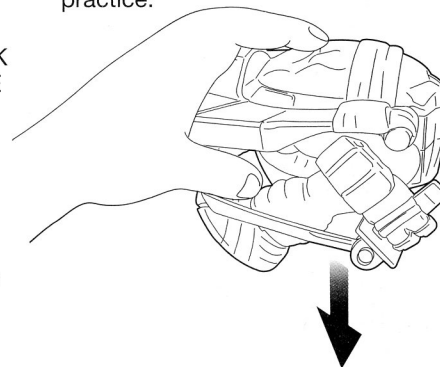
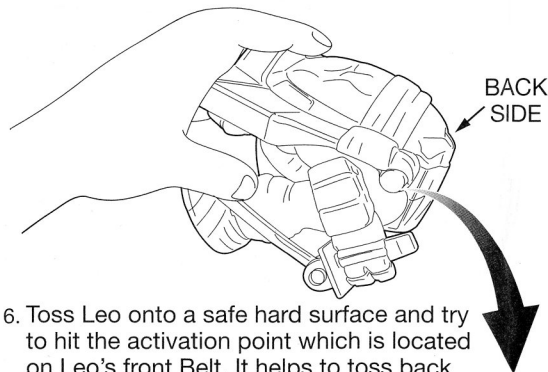
5. Pull the Katana swords up behind Leo's feet blades will rest on top of feet.



**To Throw N' Battle**

If you are having difficulty activating Leo then start out dropping Leo straight down. It does take some practice.

6. Toss Leo onto a safe hard surface and try to hit the activation point which is located on Leo's front Belt. It helps to toss back side first (facing away from your body).



Once the activation is triggered – Leo will burst out of Stealth mode and will be ready for battle!

Ages 4 and up  
 Asst. #91620  
 Item #91630



©2013 Viacom International Inc. All Rights Reserved. TEENAGE MUTANT NINJA TURTLES and all related titles, logos and characters are trademarks of Viacom International Inc.  
 ©2013 Viacom Overseas Holdings C.V. All Rights Reserved.  
 TEENAGE MUTANT NINJA TURTLES and all related titles, logos and characters are trademarks of Viacom Overseas Holdings C.V.  
 ©2013 Playmates Toys Inc. Distributed by Playmates Toys Inc. 909 N. Sepulveda Blvd., Suite 800, El Segundo, CA 90245.  
 PRINTED IN CHINA.

For more detailed instruction information visit [www.Playmatestoys.com](http://www.Playmatestoys.com)