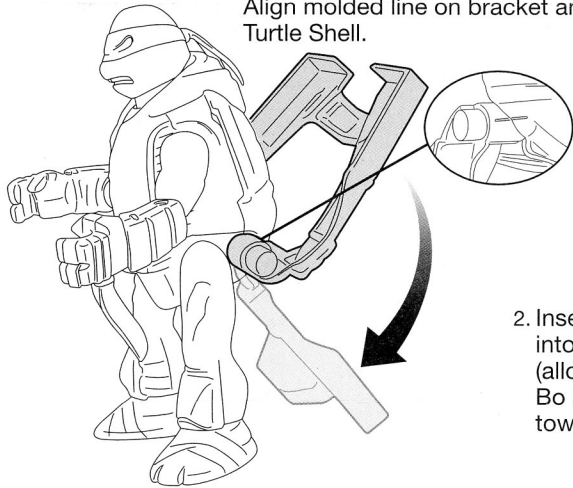


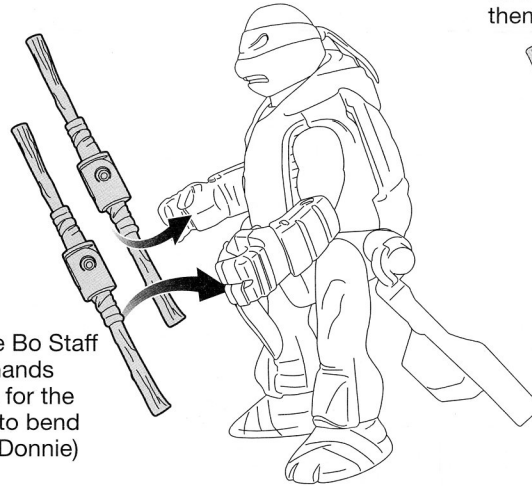
nickelodeon™
TEENAGE MUTANT NINJA
TURTLES™

THROW N' BATTLE
DONATELLO

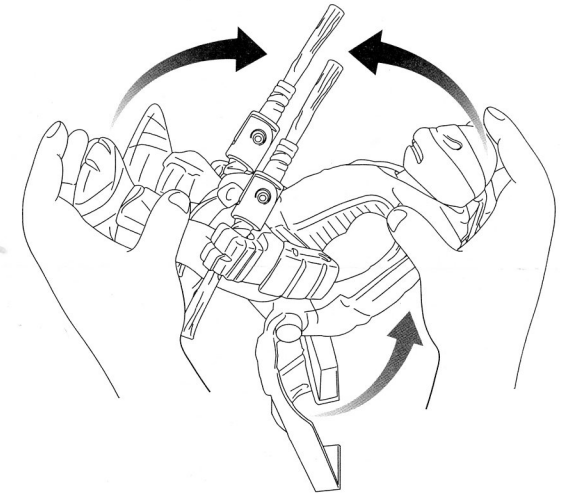
1. After removing Donatello from package – Reset the support by moving the support bracket down. Align molded line on bracket and Turtle Shell.



2. Insert the Bo Staff into his hands (allowing for the Bo Staff to bend towards Donnie)

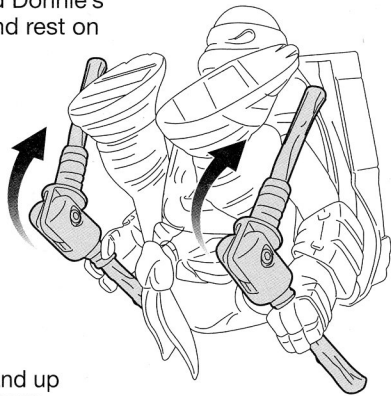


3. To Set to Stealth Mode – slowly pull the arms down and hold them down.



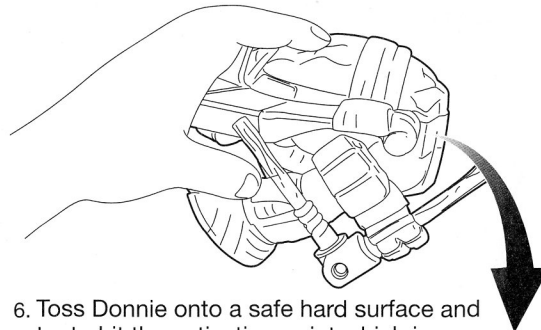
4. Pull the feet up towards the head (note the support bracket will also fold in) until it locks into place

5. Pull the Bo Staff up behind Donnie's feet and rest on them.

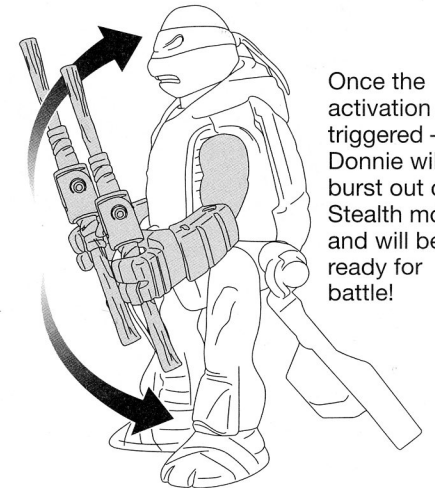
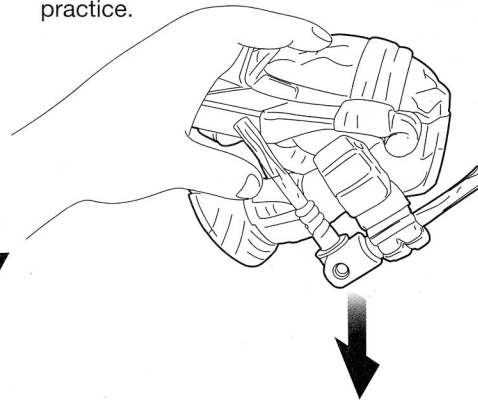


To Throw N' Battle

If you are having difficulty activating Donnie then start out dropping Donnie straight down. It does take some practice.



6. Toss Donnie onto a safe hard surface and try to hit the activation point which is located on Donnie's front Belt. It helps to toss back side first.



Once the activation is triggered – Donnie will burst out of Stealth mode and will be ready for battle!

Ages 4 and up
 Asst. #91620
 Item #91631



©2013 Viacom International Inc. All Rights Reserved. TEENAGE MUTANT NINJA TURTLES and all related titles, logos and characters are trademarks of Viacom International Inc.
 ©2013 Viacom Overseas Holdings C.V. All Rights Reserved.
 TEENAGE MUTANT NINJA TURTLES and all related titles, logos and characters are trademarks of Viacom Overseas Holdings C.V.
 ©2013 Playmates Toys Inc. Distributed by Playmates Toys Inc. 909 N. Sepulveda Blvd., Suite 800, El Segundo, CA 90245.
 PRINTED IN CHINA.

For more detailed instruction information visit www.Playmatestoy.com