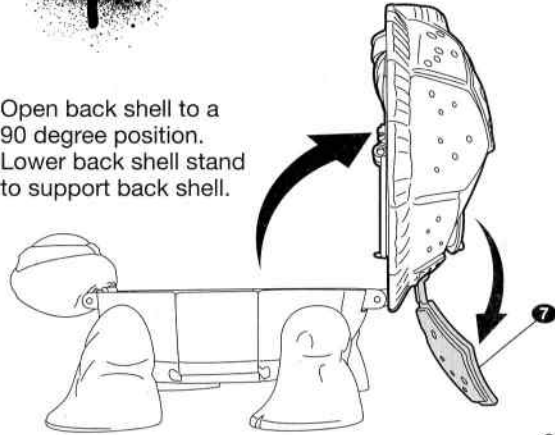


TEENAGE MUTANT NINJA TURTLES™

MIKEY'S SKATE PARK

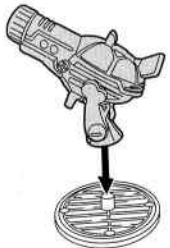

TO ASSEMBLE RAMP:

Open back shell to a 90 degree position. Lower back shell stand to support back shell.



*Attach stickers as 7 shown.

Place figures on battle stands and turn dial back and forth to battle.

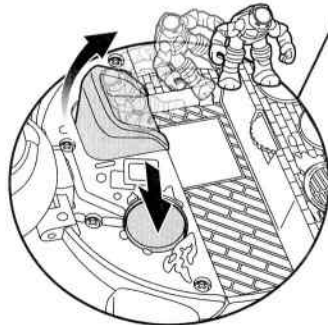
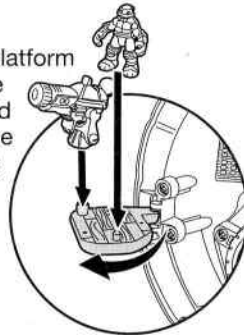


1. Insert projectile into launcher.
2. Pull lever back and release to fire projectile.

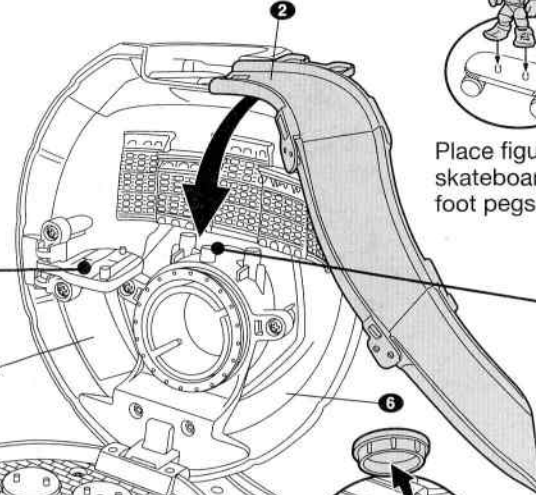
Important:
Do not fire at people, animals or at eyes or face.
Do not use any projectiles other than those provided with this toy.

Ages 4 and up
Asst. #87810
Item #87813

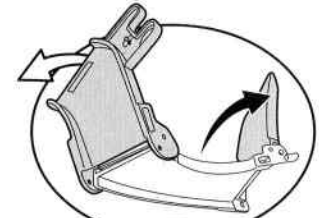
Slide out platform and secure cannon and figure to the base using pegs.



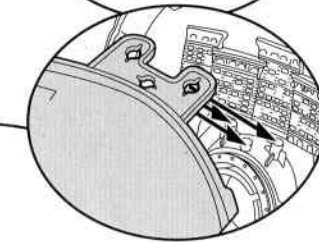
Push down on button to activate ejector chair.



Place figure on skateboard foot pegs.



Step 1:
Unfold skate ramp.

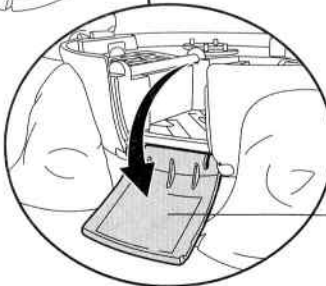
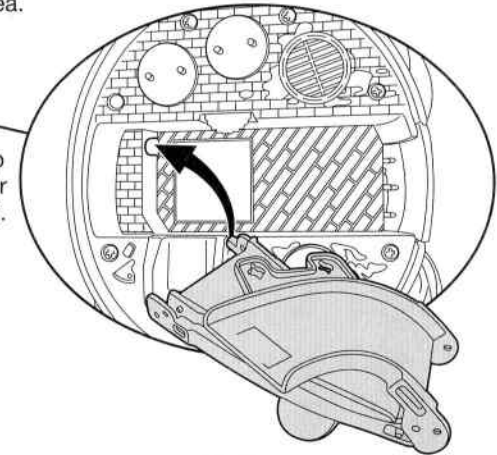


Step 2:
Snap the three slots on ramp onto the pegs on back shell wall.

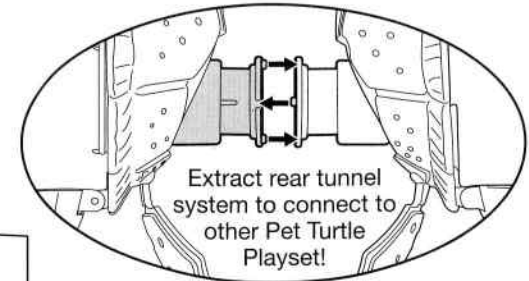
Remove Sewer Lid cap to reveal secret storage area.



Insert peg at the tip of skate ramp into the peg hole in the playset for best and easy storage placement.



Pull down side door to enable entrance into the sewer.



Extract rear tunnel system to connect to other Pet Turtle Playset!

WARNING:
CHOKING HAZARD- Small parts.
Not for Children under 3 years.