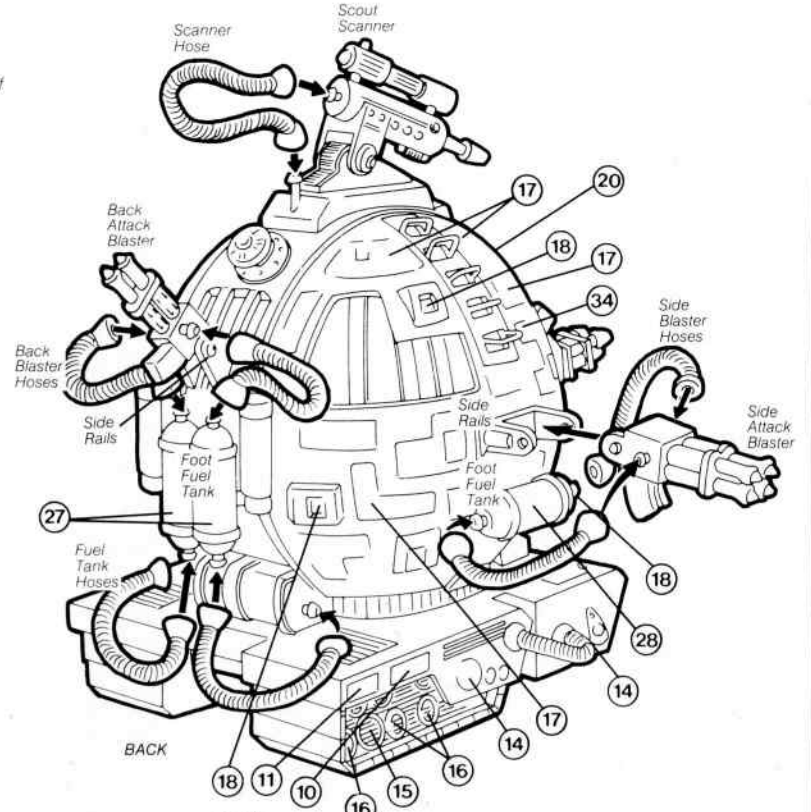
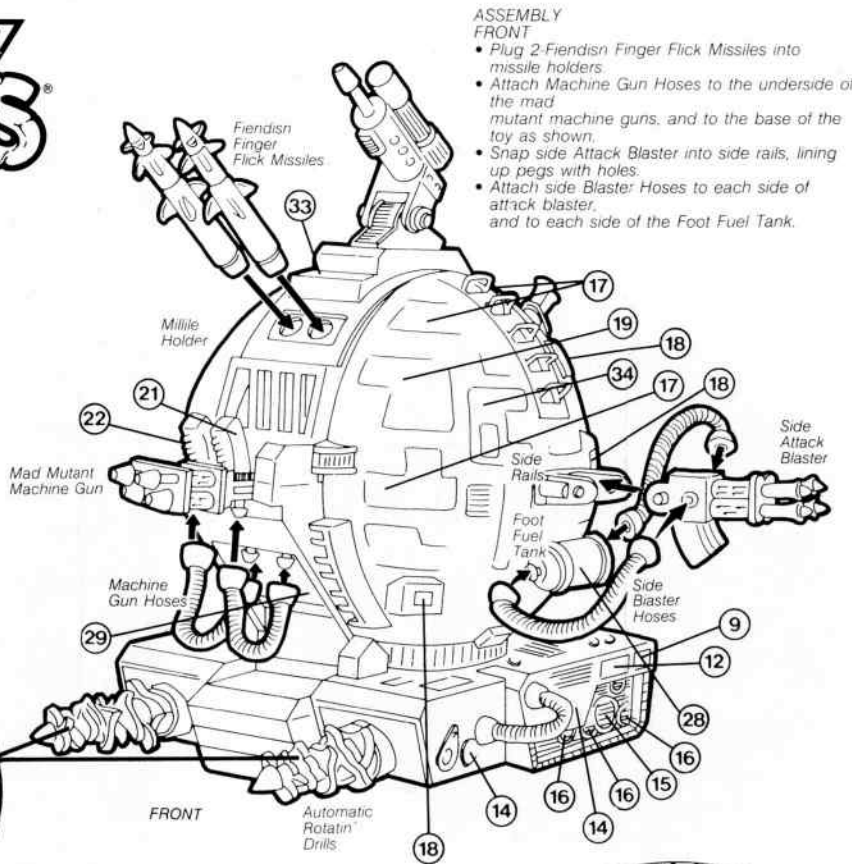

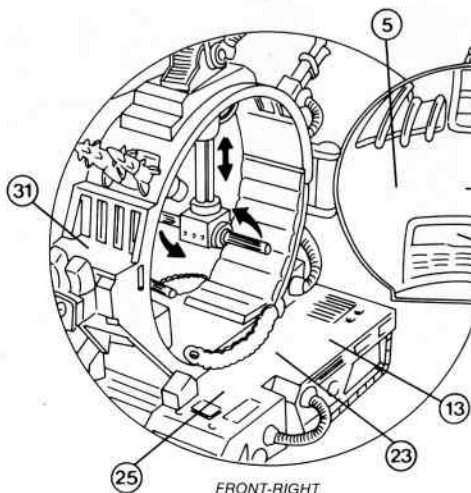


TEENAGE MUTANT NINJA TURTLES

Kids,
follow these
simple blueprints,
it's easy!



- BACK**
- Attach Scanner Hose to rear of Scout Scanner, and to top of toy.
 - Snap side Attack Blaster into side Rails, lining up pegs with holes.
 - Attach side Blast Hoses to each side of attack blaster, and to each side of the Foot Fuel Tank.
 - Snap Back Attack Blaster into side Rails, lining up with holes.
 - Attach Back Attack Blaster hoses to each side of attack blaster, and to top of each Foot Fuel Tank.
 - Attach Fuel Tank Hoses to bottom of each Foot Fuel Tank, and to base of the toy as shown.
 - Attach seat belts to each side of control seat.
 - Apply labels 1-39 as shown.

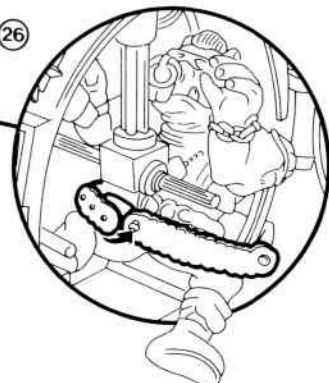
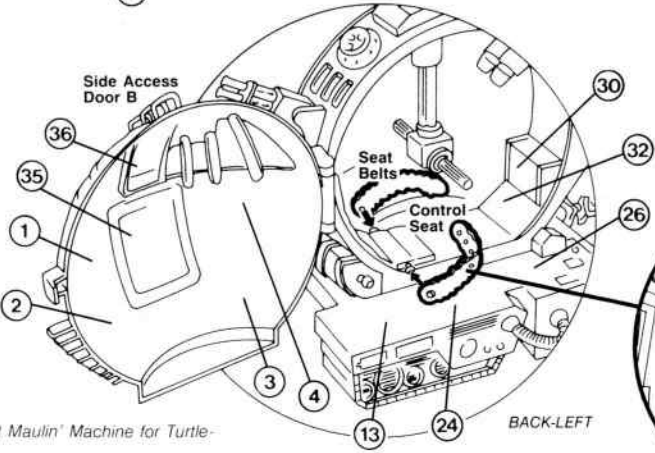


DIRECTIONS
FRONT-RIGHT
To ready your Mutant Maulin' Machine for Turtle-Terrorizin':

- Open up the side-splittin' access door (A or B) and place any one of your favorite Foot friends inside. Make sure to secure the figure with the seat belt.
- Push this Mobile Mutant Mauler along to activate the Automatic rotatin' drills

BACK-LEFT

- The sinister stick-steerin' periscope can move up, down, left or right. The Turtles can run but they can't hide!



STOCK NO. 5308
AGES 4 AND UP
Playmates